

2017 STAFF STABILITY IN THE

Direct Support Professional Workforce in Missouri



Source: National Core Indicators (NCI, 2019) Staff Stability Survey 2017

DIRECT SUPPORT PROFESSIONAL (DSPs) VACANCY RATES

Of responding providers:



12.7%
of part-time
positions
were vacant

7.5%
of full-time
positions
were vacant

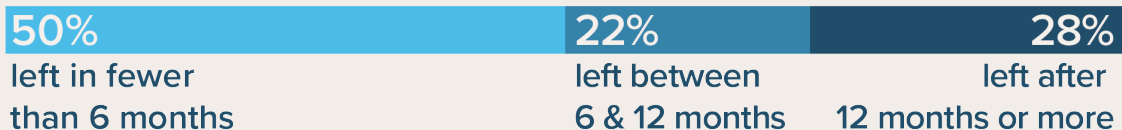


AVERAGE TURNOVER RATE FOR DSPs

46% state average turnover rate for DSPs

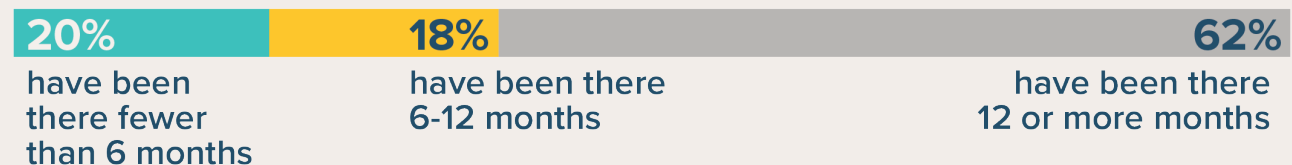


Of those DSPs who left positions in calendar year 2017*:



AVERAGE TENURE OF DSPs

Of DSPs employed within reporting organizations, as of December 31, 2017:



*Turnover equals the total separated DSPs in past year divided by the total direct support staff as of December 31, 2017. Values are weighted averages, except for DSPs who left positions are unweighted. Proportions may not add up to 100% due to rounding.

HEALTH INSURANCE

Of responding providers



63%
offer health insurance
to some or all DSPs

Of responding providers who offer health insurance



71%
offer health insurance to only full-time DSPs



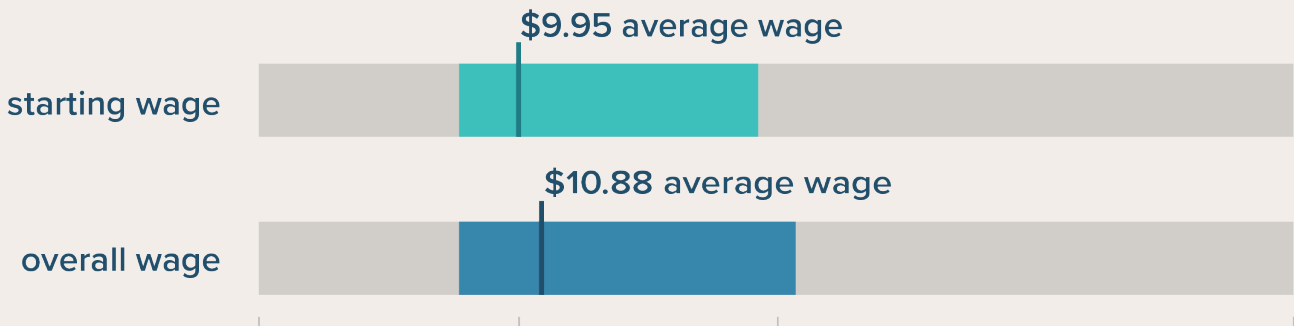
47%
require DSPs be employed at the agency for a certain length of time to be eligible for health insurance



3%
offer health insurance to all DSPs

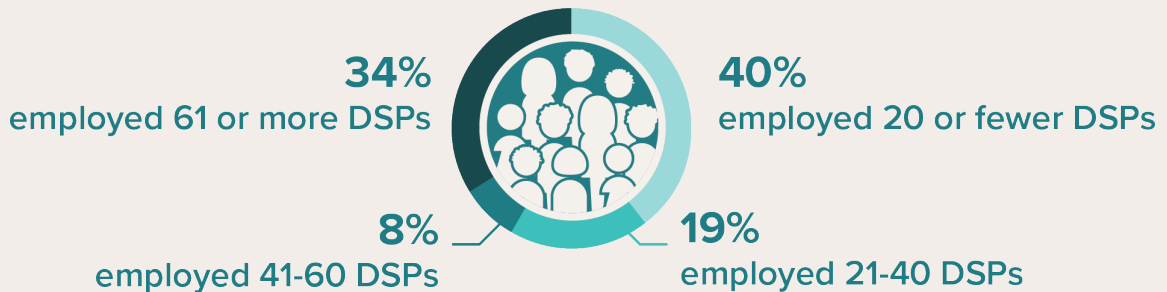
HOURLY WAGES

Wages paid by responding providers



NUMBER OF DSPs WITHIN REPORTING ORGANIZATIONS

191 reporting organizations:



Weighted average: 77 DSPs employed by an agency